

Gobi Hemp

Kratom Report - Certificate of Analysis



Manifest: 2603020002
Sample ID: 1A-GHEMP-2603020002-0002
Sample Name: Blend - 260011
Sample Type: Infused (edible)
Client ID: CID-50770
Client: Kanna21, LLC
Address: 23410 Grand Reserve Dr. , 501, Katy, TX 77450

Test Performed: Hemp Lab
Report No: R-2603020002-V1
Receive Date: 2026-03-02
Test Date: 2026-03-02
Report Date: 2026-03-03
Sample Condition: Good
Method Reference: GH-OP-20

Scope: The content of 9 alkaloids commonly present in *Mitragyna speciosa* was determined by an in-house developed method for solvent extraction followed by High Performance Liquid Chromatography with Diode Array Detection.

	mg/unit	mg/g
Total	378.1484	6.3025
Net Weight (g)	60.0000	

Analyte	mg/unit	mg/g
Mitragynine	315.0702	5.2512
7-hydroxy Mitragynine	ND	ND
Speciogynine	25.8557	0.4309
Speciociliatine	37.2225	0.6204
Mitraphylline	ND	ND
Isorhynchophylline	ND	ND
Corynoxine	ND	ND
Paynantheine	<LOQ	<LOQ
Corynantheidine	<LOQ	<LOQ
Mitragynine Pseudoindoxyl	ND	ND

ND - not detected; ULOQ - upper limit of quantitation; LOD - limit of detection; LOQ - limit of quantitation

Lab Comments:

Walter Marsh Lead Research Lab Analyst

2026-03-03

Date



This report has been prepared by Gobi Hemp Laboratory exclusively for our Client and their Authorized Representatives. All analytical work is conducted in accordance with a mutually agreed upon scope of work and the terms and conditions as expressed in the Gobi Hemp Laboratory Service Agreement. This report is not to be reproduced in whole or in part without prior written approval. The results shown on this report relate only to the samples submitted to the laboratory. Estimated Uncertainty available upon request.

• Gobi Hemp •
 • 3940 Youngfield St. • Wheat Ridge CO 80033 • (303)456-2040 •



Gobi Hemp

Analytical Report - Certificate of Analysis




Manifest: 2602260006
Sample ID: 1A-GHEMP-2602260006-0001
Sample Name: Blend - 260011
Sample Type: Infused (edible)
Client ID: CID-50770
Client: Kanna21, LLC
Address: 23410 Grand Reserve Dr. , 501, Katy, TX 77450

Test Performed: Hemp Lab
Report No: R-2602260006-V1
Receive Date: 2026-02-26
Test Date: 2026-02-26
Report Date: 2026-02-27
Sample Condition: Good
Method Reference: GH-OP-16

Scope: Ochratoxin and Total Aflatoxin were quantified using liquid chromatography coupled to multiple mass spectrometry (LC-MS/MS) equipped with electrospray ionization (ESI) in positive mode after sample extraction. Identification was based on the retention time of each compound and the product mass generated using single reaction monitoring (SRM). Quantitation was determined using external calibration.

Mycotoxins	LOD (ppm)	LOQ (ppm)	Reporting Limits (ppm)	Parts Per Million (ppm)
Aflatoxin G2	0.0019	0.0050	0.0050	ND
Aflatoxin G1	0.0011	0.0050	0.0050	ND
Aflatoxin B2	0.0017	0.0050	0.0050	ND
Aflatoxin B1	0.0015	0.0050	0.0050	ND
Ochratoxin A	0.0033	0.0050	0.0050	ND

ND - not detected; ULOQ - upper limit of quantitation; LOD - limit of detection; LOQ - limit of quantitation



Lab Comments:

Rachel Bard - Lead Analyst & Client Relations

2026-02-27

Date



This report has been prepared by Gobi Hemp Laboratory exclusively for our Client and their Authorized Representatives. All analytical work is conducted in accordance with a mutually agreed upon scope of work and the terms and conditions as expressed in the Gobi Hemp Laboratory Service Agreement. This report is not to be reproduced in whole or in part without prior written approval. The results shown on this report relate only to the samples submitted to the laboratory. Estimated Uncertainty available upon request.



Gobi Hemp - Certificate of Analysis



Manifest: 2602260006
Sample ID: 1A-GHEMP-2602260006-0001
Sample Name: Blend - 260011
Sample Type: Infused (edible)
Client ID: CID-50770
Client: Kanna21, LLC
Address: 23410 Grand Reserve Dr. , 501, Katy, TX 77450

Test Performed: Hemp Lab
Report No: PE-2602260006-V1
Receive Date: 2026-02-26
Test Date: 2026-02-26
Report Date: 2026-02-27
Sample Condition: Good
Method Reference: GH-OP-11

Scope: The content of 60 pesticides were quantified using liquid chromatography coupled to multiple mass spectrometry (LC-MS2) equipped with electrospray ionization (ESI) in positive mode after sample extraction using methodology based on AOAC 2007 and EN 15662 standard procedures. Identification was based on the retention time of each compound and the product mass generated using single reaction monitoring (SRM), and quantitation was determined using external standard calibration.

Analyte	Reporting Level µg/g	µg/g	Analyte	Reporting Level µg/g	µg/g
Avermectin B1a	0.1	ND	Hexythiazox	0.1	ND
Acephate	0.1	ND	Imazilil	0.1	ND
Acetamiprid	0.1	ND	Imidacloprid	0.1	ND
Aldicarb	0.1	ND	Kresoxim Methyl	0.1	ND
Azoxystrobin	0.1	ND	Malathion	0.1	ND
Bifenazate	0.1	ND	Metalaxyl	0.1	ND
Bifenthrin	0.1	ND	Methiocarb	0.1	ND
Boscalid	0.1	ND	Methomyl	0.1	ND
Captan	0.1	NT	Mevinphos*	0.1	ND
Carbaryl	0.1	ND	MGK-264	0.1	NT
Carbofuran	0.1	ND	Myclobutanil	0.1	ND
Chlorantraniliprole	0.1	ND	Oxamyl	0.1	ND
Chlordane	0.1	NT	Paclbutrazol	0.1	ND
Chlorpyrifos	0.1	ND	Pentachloronitrobenzene	0.1	ND
Clofentazine	0.1	ND	Permethrin*	0.1	ND
Coumaphos	0.1	ND	Imidan(Phosmet)	0.1	ND
Baythroid (Cyfluthrin)*	0.1	NT	Piperonyl Butoxide	0.1	ND
Cypermethrin*	0.1	NT	Propiconazole	0.1	ND
Dichlorvos	0.1	ND	Propuxor	0.1	ND
Diazinon	0.1	ND	Pyrethrin*	0.1	ND
Dimethoate	0.1	ND	Pyridaben	0.1	ND
Dimethomorph*	0.1	ND	Spinetoram	0.1	ND
Prophos	0.1	ND	Spinosad*	0.1	ND
Etofenprox	0.1	ND	Spiromefesin	0.1	ND
Etoxazole	0.1	ND	Spirotetramat	0.1	ND
Fenhexamid	0.1	ND	Spiroxamine	0.1	ND
Fenoxycarb	0.1	ND	Tebuconazole	0.1	ND
Fenpyroximate	0.1	ND	Thiacloprid	0.1	ND
Fipronil	0.1	ND	Thiamethoxam	0.1	ND
Fonicamid	0.1	ND	Trifloxystrobin	0.1	ND
Fludioxonil	0.1	ND			

NT - not tested; ND - not detected above Reporting Level; T – trace; * Total of Isomers NT - not tested; ND - not detected above Reporting Level; T – trace; * Total of Isomers

Lab Comments: Method LOD - 0.033ppm. This R&D sample was tested utilizing an ISO 17025 accredited hemp pesticide method of analysis, using Colorado CDPHE limits.

Rachel Bard - Lead Analyst & Client Relations

2026-02-27

Date



This report has been prepared by Gobi Hemp Laboratory exclusively for our Client and their Authorized Representatives. All analytical work is conducted in accordance with a mutually agreed upon scope of work and the terms and conditions as expressed in the Gobi Hemp Laboratory Service Agreement. This report is not to be reproduced in whole or in part without prior written approval. The results shown on this report relate only to the samples submitted to the laboratory. Estimated Uncertainty available upon request.

Gobi Hemp

Analytical Report - Certificate of Analysis



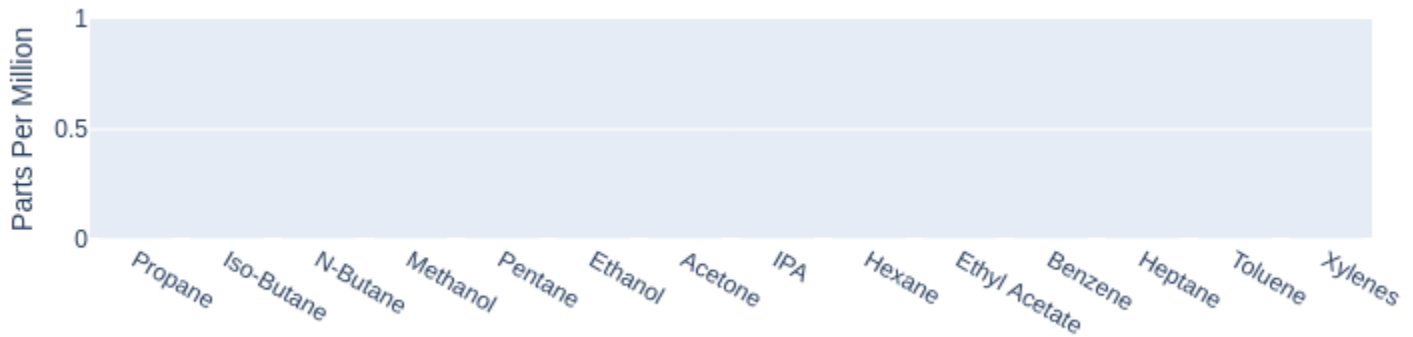
Manifest: 2602260006
Sample ID: 1A-GHEMP-2602260006-0001
Sample Name: Blend - 260011
Sample Type: Infused (edible)
Client ID: CID-50770
Client: Kanna21, LLC
Address: 23410 Grand Reserve Dr. , 501, Katy, TX 77450

Test Performed: Hemp Lab
Report No: R-2602260006-V1
Receive Date: 2026-02-26
Test Date: 2026-02-27
Report Date: 2026-02-28
Sample Condition: Good
Method Reference: GH-OP-08

Scope: The content of fifteen residual solvents was determined by an in-house developed method for Headspace-Gas Chromatography with Flame Ionization Detection.

Solvents	LOD (ppm)	LOQ (ppm)	Parts Per Million (ppm)
Propane	47.0	142.3	ND
Iso-Butane	55.5	168.0	ND
N-Butane	68.1	206.4	ND
Methanol	34.8	105.4	ND
Pentane	64.8	196.4	ND
Ethanol	87.8	266.1	ND
Acetone	71.4	216.4	ND
IPA	86.3	261.5	ND
Hexane	11.5	35.0	ND
Ethyl Acetate	71.6	217.0	ND
Benzene	0.3	1.0	ND
Heptane	58.8	178.2	ND
Toluene	31.1	94.3	ND
Xylenes	61.4	185.9	ND

ND - not detected; LOD - limit of detection; LOQ - limit of quantitation; ULOQ - upper limit of quantitation;
 *Estimated result, greater than the upper limit of quantitation (>ULOQ)



Lab Comments:

Derrick Vasquez

Derrick Vasquez Lead Chemistry Analyst

2026-02-28

Date



This report has been prepared by Gobi Hemp Laboratory exclusively for our Client and their Authorized Representatives. All analytical work is conducted in accordance with a mutually agreed upon scope of work and the terms and conditions as expressed in the Gobi Hemp Laboratory Service Agreement. This report is not to be reproduced in whole or in part without prior written approval. The results shown on this report relate only to the samples submitted to the laboratory. Estimated Uncertainty available upon request.

• Gobi Hemp •
 • 3940 Youngfield St. • Wheat Ridge CO 80033 • ISO/IEC 17025:2017 Accredited • (303)456-2040 •



Gobi Hemp - Terpene Report - Certificate of Analysis



Manifest: 2602260006
Sample Id: 1A-GHEMP-2602260006-0001
Sample Name: Blend - 260011
Sample Type: Infused (edible)
Client Id: CID-50770
Client: Kanna21, LLC
Address: 23410 Grand Reserve Dr. , 501, Katy, TX 77450

Test Performed: Hemp Lab
Report No: T-2602260006-V1
Receive Date: 2026-02-26
Test Date: 2026-02-27
Report Date: 2026-02-28
Sample Condition: Good
Method Reference: GA-OP-14

Total Terpenes	0.00%
Major Terpenes	Percent
Terpinolene	ND
<i>a</i> -Phellandrene	ND
<i>b</i> -cis-Ocimene	ND
<i>b</i> -trans-Ocimene	ND
3-carene	ND
<i>D</i> -Limonene	ND
<i>γ</i> -Terpinene	ND
<i>α</i> -Pinene	ND
<i>α</i> -Terpinene	ND
<i>β</i> -Pinene	ND
Fenchyl Alcohol	ND
Camphene	ND
<i>α</i> -Terpenol	ND
Humulene	ND
<i>b</i> -Caryophyllene	ND
Linalool	ND
Caryophyllene Oxide	ND
<i>β</i> -Myrcene	ND

ND - not detected; LOQ - limit of quantitation; ULOQ - upper limit of quantitation

Minor Terpenes	µg/g (ppm)
Sabinene	ND
Eucalyptol	ND
Sabinene Hydrate	16.68
Fenchone	ND
Isopulegol	ND
<i>b</i> -Terpenol	ND
Isoborneol	ND
Borneol	ND

Minor Terpenes	µg/g (ppm)
Menthol	ND
<i>γ</i> -Terpenol	ND
Nerol	ND
Pulegone	ND
Geraniol	ND
Geranyl Acetate	ND
<i>α</i> -Cedrene	ND
Valencene	ND

Minor Terpenes	µg/g (ppm)
<i>cis</i> -Nerolidol	ND
<i>trans</i> -Nerolidol	ND
Guaiol	ND
Cedrol	ND
<i>α</i> -Bisabolol	ND
Camphor	ND

Lab Comments:

Derrick Vasquez Lead Chemistry Analyst

2026-02-28

Date



This report has been prepared by Gobi Hemp Laboratory exclusively for our Client and their Authorized Representatives. All analytical work is conducted in accordance with a mutually agreed upon scope of work and the terms and conditions as expressed in the Gobi Hemp Laboratory Service Agreement. This report is not to be reproduced in whole or in part without prior written approval. The results shown on this report relate only to the samples submitted to the laboratory. Estimated Uncertainty available upon request.

Gobi Hemp

Analytical Report - Certificate of Analysis




Manifest: 2602260006
Sample ID: 1A-GHEMP-2602260006-0001
Sample Name: Blend - 260011
Sample Type: Infused (edible)
Client ID: CID-50770
Client: Kanna21, LLC
Address: 23410 Grand Reserve Dr. , 501, Katy, TX 77450

Test Performed: Hemp Lab
Intended Use: Inhaled or Audited Product
Report No: MT-2602260006-V1
Receive Date: 2026-02-26
Test Date: 2026-02-27
Report Date: 2026-02-28
Sample Condition: Good
Method Reference: GH-OP-17

Scope: Arsenic, Cadmium, Lead and Mercury were determined by an Inductively Coupled Plasma Mass Spectrometer (ICP-MS) using an in-house developed method.

Elemental Impurities	LOD (ppm)	LOQ (ppm)	Parts Per Million (ppm)
Arsenic	0.007	0.025	ND
Cadmium	0.003	0.01	ND
Lead	0.003	0.01	ND
Mercury	0.0009	0.003	ND

ND - not detected; ULOQ - upper limit of quantitation; LOD - limit of detection; LOQ - limit of quantitation



Lab Comments:

Derrick Vasquez

Derrick Vasquez Lead Chemistry Analyst

2026-02-28

Date



This report has been prepared by Gobi Hemp Laboratory exclusively for our Client and their Authorized Representatives. All analytical work is conducted in accordance with a mutually agreed upon scope of work and the terms and conditions as expressed in the Gobi Hemp Laboratory Service Agreement. This report is not to be reproduced in whole or in part without prior written approval. The results shown on this report relate only to the samples submitted to the laboratory. Estimated Uncertainty available upon request. Sample(s) tested at Gobi Analytical.

• Gobi Hemp •
 • 3940 Youngfield St. • Wheat Ridge CO 80033 • ISO/IEC 17025:2017 Accredited • (303)456-2040 •



Gobi Hemp

Microbial Contaminant Report - Certificate of Analysis



Manifest: 2602260006
Sample ID: 1A-GHEMP-2602260006-0001
Sample Name: Blend - 260011
Sample Type: Infused (edible)
Client ID: CID-50770
Client: Kanna21, LLC
Address: 23410 Grand Reserve Dr. , 501, Katy, TX 77450

Test Performed: Hemp Lab
Report No: M-2602260006-V1
Receive Date: 2026-02-26
Test Date: 2026-02-26
Report Date: 2026-03-02
Sample Condition: Good
Method Reference: MBH-OP-02, MBH-OP-03,
 MBH-OP-05 , MBH-OP-10,
 MBH-OP-11

Scope: Contaminant testing for the identified pathogens *Salmonella spp.* and *Shiga Toxin Virulence Genes, O26, O45, O103, O111, O121, O145 and O157:H7 serogroups of Escherichia coli* (STEC) was performed through Polymerase Chain Reaction (PCR) presumptive experimentation, and confirmed through cultural methodology where applicable. Results for *Salmonella spp.* and STEC are represented as a negative or positive determination, a negative result indicating no detection of the respective contaminant.

Total Yeast and Mold Count (TYMC)/Total Aerobic Count(TAC)/Total Coliform Count (TCC) were determined through 3M™ Petrifilm™ plating technology. The TYMC/TAC/TCC is represented as a count in colony forming units per gram (cfu/g).

Microbial Contaminants	Results
<i>Salmonella spp.</i>	ND
STEC	ND
Total Yeast and Mold	<100 CFU/g
Total Aerobic	<100 CFU/g
Total Coliform	<100 CFU/g

STEC - shiga toxin-producing *Escherichia coli*; TYMC - total yeast and mold count; TAC - Total Aerobic Count; TCC - Total Coliform Count; NT - Not Tested;

Lab Comments:

RODRIGO INDIG, MICROBIOLOGY LAB ANALYST

2026-03-02

Date



This report has been prepared by Gobi Hemp Laboratory exclusively for our Client and their Authorized Representatives. All analytical work is conducted in accordance with a mutually agreed upon scope of work and the terms and conditions as expressed in the Gobi Hemp Laboratory Service Agreement. This report is not to be reproduced in whole or in part without prior written approval. The results shown on this report relate only to the samples submitted to the laboratory. Estimated Uncertainty available upon request.

